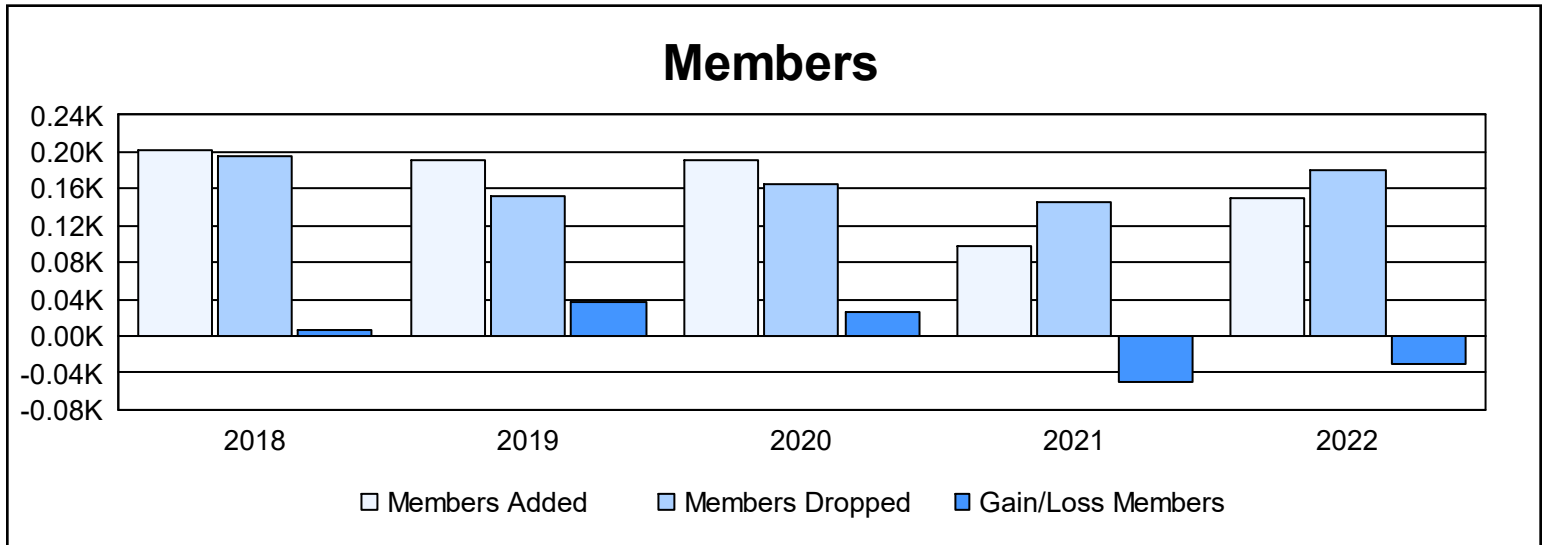
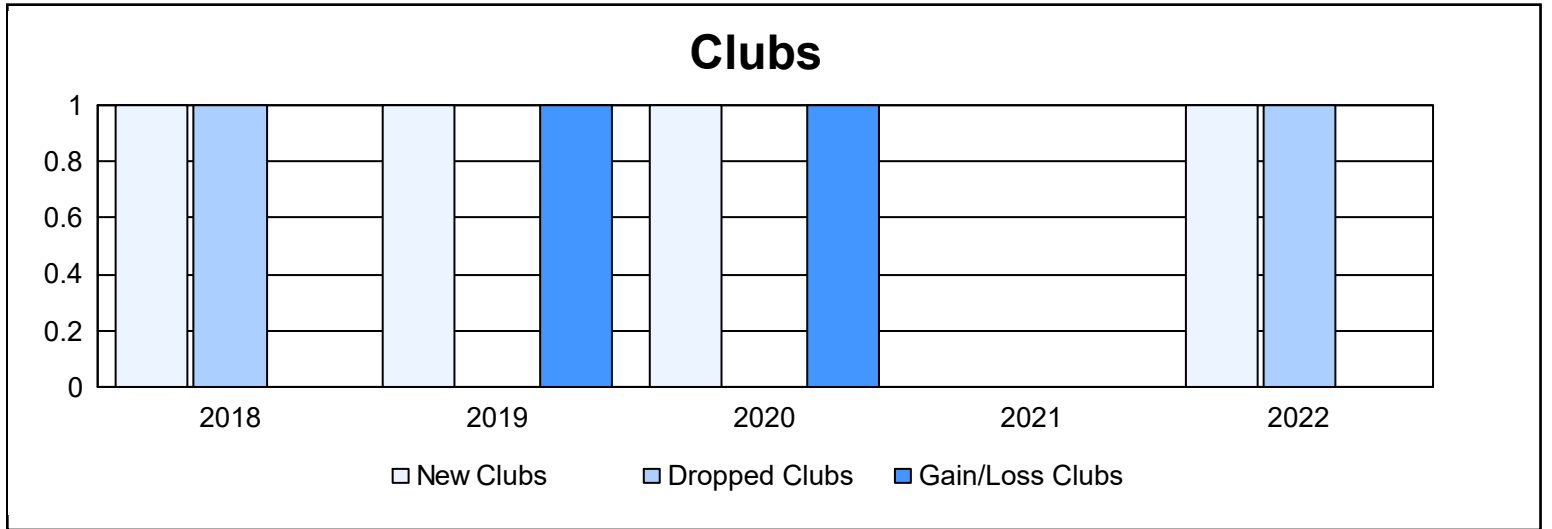
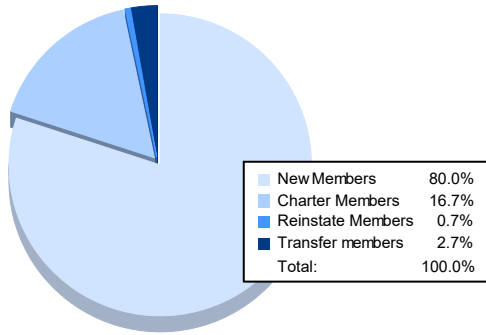


| Year           | New Clubs | Dropped Clubs | Gain/ Loss Clubs | New Members | Charter Members | Reinstate Members | Transfer Members | Total Member Added | Total Members Dropped | Gain/ Loss Members |
|----------------|-----------|---------------|------------------|-------------|-----------------|-------------------|------------------|--------------------|-----------------------|--------------------|
| 2017-2018      | 1         | 1             | 0                | 167         | 21              | 4                 | 10               | 202                | 195                   | 7                  |
| 2018-2019      | 1         | 0             | 1                | 156         | 22              | 2                 | 10               | 190                | 153                   | 37                 |
| 2019-2020      | 1         | 0             | 1                | 155         | 21              | 1                 | 13               | 190                | 164                   | 26                 |
| 2020-2021      | 0         | 0             | 0                | 91          | 0               | 2                 | 4                | 97                 | 146                   | -49                |
| 2021-2022      | 1         | 1             | 0                | 120         | 25              | 1                 | 4                | 150                | 180                   | -30                |
| <b>Average</b> | <b>1</b>  | <b>0</b>      | <b>0</b>         | <b>138</b>  | <b>18</b>       | <b>2</b>          | <b>8</b>         | <b>166</b>         | <b>168</b>            | <b>-2</b>          |



### Membership Composition June 2022 Cumulative



### Gender Composition June 2022 Cumulative

